

EN

CONSTRUCTION

# HY DRIVEN HEADS





# INDEX

COMPANY	004
CONSTRUCTION	006
STCL/SSL	008
RC	010
"HOW TO USE" RC	012
RC APPLICATIONS	014

**SUPPORTING YOUR  
WORK SINCE 1989**





# COMPANY

---

We've been working with you, sharing your efforts, your passion and your values for 25 years. This is why, today, FAE GROUP is a leading force in the design and construction of superior quality machinery for the Construction and Land Clearing sectors.

We are both proud and satisfied with the results achieved together, since 1989: constant technological innovation, excellent quality, reliable products, capillary expansion of our sales and distribution network, and an ultra-efficient assistance service. The aim was and remains the same: to guarantee your complete satisfaction.



## INNOVATION SERVING YOUR PERFORMANCE

We provide technical and construction solutions with the highest innovative content, the result of our continuous research and development activities, and the work of a strong team of highly qualified engineers and designers.



## PASSION FOR THE QUALITY OF YOUR JOB

Cutting-edge production technology, highly specialized technical personnel, strict quality controls and a constant commitment to improvement are what guarantee hard-wearing, top-performance machinery, built to stand the test of time.



## FLEXIBILITY AND DYNAMISM TO BRING YOU THE BEST

Our young, dynamic and flexible team, together with a highly experienced, efficient sales division, can guarantee global assistance, guiding you in choice of the best possible solution to fit your needs, and all with excellent delivery times.



## NEW HORIZONS, BRINGING US CLOSER

With branches in every continent and a well-structured capillary sales network, we are able to serve a widespread market and different needs.





# CONSTRUCTION

---

Our Construction line machines bring the very latest technology to road work, making your job easier, even in the most difficult conditions.

Our leading-edge engineering research brings you a range of versatile, functional machinery that is reliable and efficient, able to speed up and simplify the main jobs in the construction and development of roads, highways and other infrastructure works.



## PRODUCTIVITY

The excellent grinding action produces finer materials that are easier to handle.



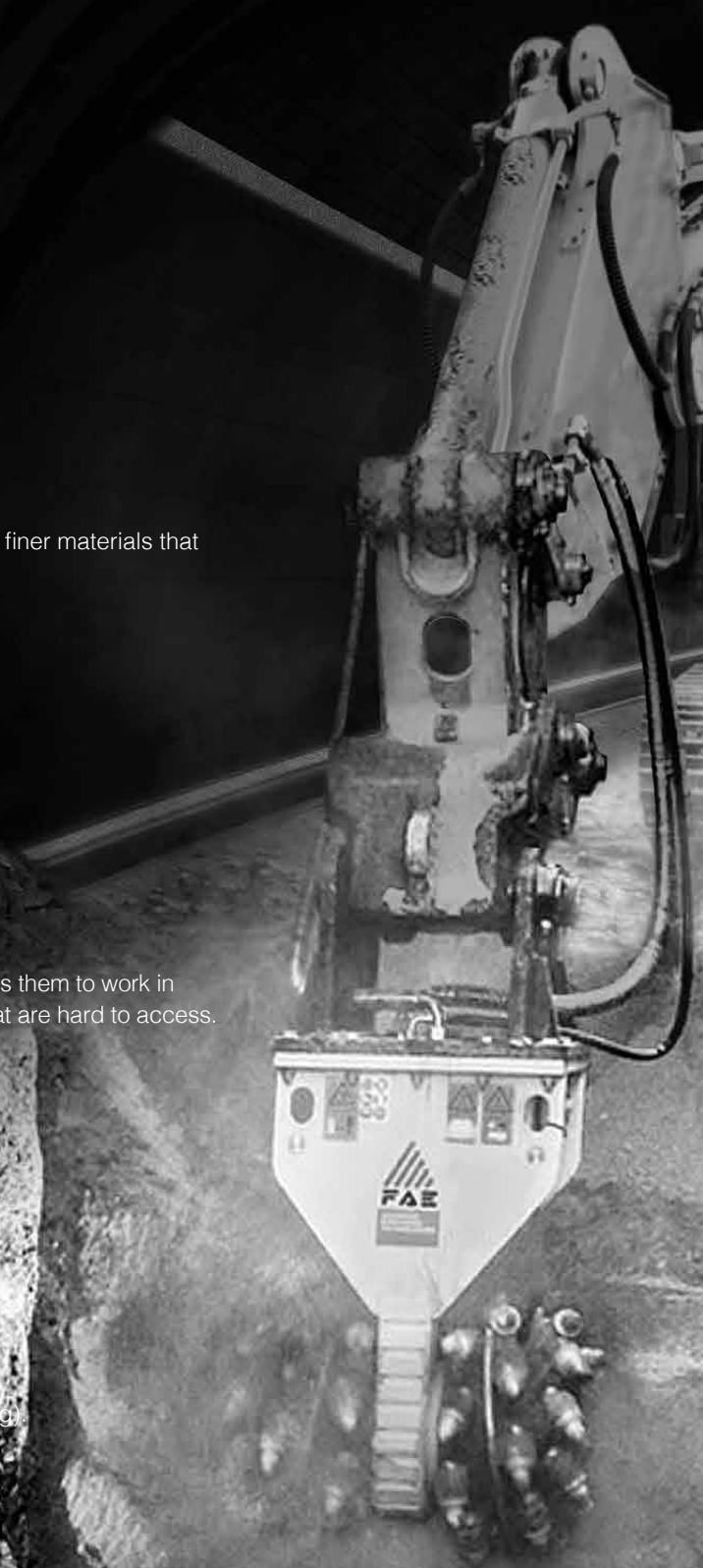
## MANOEUVRABILITY


The compactness of the machines allows them to work in restricted spaces, corners and areas that are hard to access.



## EFFECTIVE

Excellent for precision trenching works, they can be used under water (dredging).





OPENING DOORS  
TO **TOP-NOTCH**  
**TECHNOLOGICAL**  
**EVOLUTION**  
CONSTRUCTION  
INDUSTRY

# STONE CRUSHERS FOR SKID STEER LOADERS

## STC/SSL



from 80 to 120 HP



D 15 cm

## STONE CRUSHERS WITH FIXED TEETH FOR SKID STEER LOADERS.

Designed and built for High Flow skid steers. Its compact size makes it the ideal solution for dirt and gravel roads, bike and horse trails, driveways, curbs, landscaping and smaller job sites as well as agricultural land reclamation.

The spiral rotor configuration ensures perfect crushing and the HARDOX® counter knives allow you to adjust the size of the final product.

The rear hydraulic door is used to adjust the amount of material exiting the crushing chamber.

### STANDARD EQUIPMENT

Hydraulic piston motor 125cc with relief and anticavitation valve

Adjustable hardox counter-blade

Inner hydraulic dozing hood with adjustable cylinder for better output material regulation

Penetration skids

Working pressure control gauge


Hydraulic hoses

Hydraulic top link

### OPTIONAL

Diverter valve (plug in and play)

## FEATURES



Hydraulic hoses




**Diverter valve to control hood cylinder**  
to control the opening and closing of the hydraulic door

Penetration skids

External pressure control Gauge



**Adjustable Hardox® counter-blade**  
effectively control the final product size







## MAIN OPTIONS



1

**Diverter valve to control the cylinders**  
to control the opening and closing of the hydraulic door

## TOOTH



STCL/3 (standard)



C/3/SS (side scraper)

MODEL	Power HP (CV)		Requirements Flow L/min		Pressure Bar		Working width (mm)	Overall width (mm)	Weight (kg)	Working depth (mm)	Teeth q.ty type STCL/3 + C/3/SS
	min	max	min	max	min	max					
STC/SSL 125	80	120	130	150	220	350	1350	1650	1090	150	24 + 4
STC/SSL 150	90	120	130	150	220	350	1590	1890	1210	150	30 + 4

Data refers to machine as standard. The technical data in this catalog may be altered without prior notice.



from 2,5 to 70 t

## ROCK CUTTERS WITH FIXED TEETH FOR EXCAVATORS.

Designed to be installed on all types of excavators. Suitable for crushing rocks and hard surfaces including bitumen, asphalt and concrete. Typical applications range from trenching jobs to concrete profiling; from quarrying to underwater dredging; from foundations work to tunneling.

High productivity, low noise and vibrations make the RC series a must-have tool for achieving efficient results.

### STANDARD EQUIPMENT

Caged frame with built-in pre-drilled attachment flat plate

Hydraulic block with compensating and check valve

Motor safety cover

Direct drive piston motor with automatic lubrication system that requires no daily maintenance

Anti-wear plates on drum support

Drum with replaceable heavy duty rock teeth

### OPTIONAL

Custom made attachment plate with pins

## FEATURES




**Safety cover**  
that protects the motor  
in case of higher  
backpressures

**Longer life of the motor shaft**  
as it does not support the weight  
of the drums.

**Hydraulic system**  
with on-board oil filters com-  
pensating valve and check  
valve.

**Hydraulic piston motor**  
with direct drive to the drums  
with self-lubricating system,  
which by re-circulating  
the hydraulic oil does not require  
any ordinary maintenance.







## TOOTH



**R 65** for RC 90/120  
(standard)



**R/HD 65** for RC 90/120  
(option)



**R** for RC 25  
(standard)



**R** for RC 45/65  
(standard)



**R** for RC 220/260/320  
(standard)

MODEL	Power HP (CV)		Requirements Flow L/min		Pressure Bar		Excavator weight t.		Working width (mm)	Weight Kg	Rotor diameter mm (STD)	Height with out bracket (mm)	Teeth q.ty
	min	max	min	max	min	max	min	max					
<b>RC 25</b>	30	50	45	80	150	350	2,5	7	565	300	380	770	22+22
<b>RC 45</b>	50	100	65	120	180	350	6	14	625	470	450	900	26+26
<b>RC 65</b>	65	120	90	150	180	350	9	16	700	640	500	960	28+28
<b>RC 90</b>	90	140	130	190	220	350	14	22	800	1140	595	1250	24+24
<b>RC 120</b>	140	200	170	250	240	350	20	34	850	1465	660	1310	24+24
<b>RC 220</b>	200	380	240	340	240	380	28	45	950	2410	750	1575	24+24
<b>RC 260</b>	200	400	280	400	250	380	35	55	1000	2700	750	1675	24+24
<b>RC 320</b>	380	480	350	500	250	380	45	70	1250	3650	750	1770	28+28

Data refers to machine as standard. The technical data in this catalog may be altered without prior notice.



# ROCK CUTTERS (RC)

## TECHNICAL FEATURES

- Heavy duty frame with pre-drilled holes to accommodate the pick-up brackets. The positioning of the holes allows the grinder to be installed at 90°.
- Hydraulic system with on-board oil filters, compensating valve and check valve.
- Hydraulic piston motor with direct drive to the drums with self-lubricating system, which by re-circulating the hydraulic oil does not require any ordinary maintenance.
- Anti-wear plates welded on the front part of the drum frame.
- Two high resistance drums with rock grinding teeth.
- Reduced spacing between the drums due to motor direct drive and compact design.
- Specially designed drum seals to avoid dust, mud and other debris from entering the motor compartment.
- Longer life of the motor shaft as it does not support the weight of the drums.
- Safety cover that protects the motor in case of higher backpressures.

## COMPENSATING VALVE

- The compensating valve optimizes the hydraulic power according to the type of application.

# ADVANTAGES



## PRODUCTIVITY

The excellent grinding action produces finer materials that are easier to handle.



## LOW VIBRATION

Low vibrations and collateral damage; apt for delicate jobs where the surrounding environment must not be disturbed.



## PRECISION

Excellent for precision trenching works; they can be used under water (dredging).



## LOW NOISE



## EFFICIENCY

High efficiency and ease of maintenance. The teeth can be easily replaced by using specially designed tools.

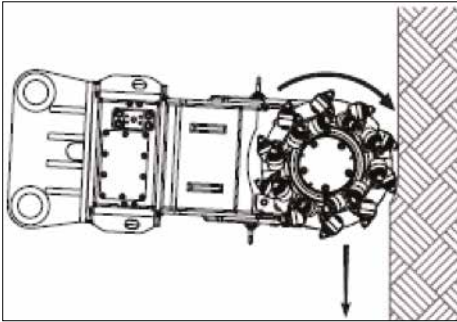




# “HOW TO USE” BASIC GUIDELINES

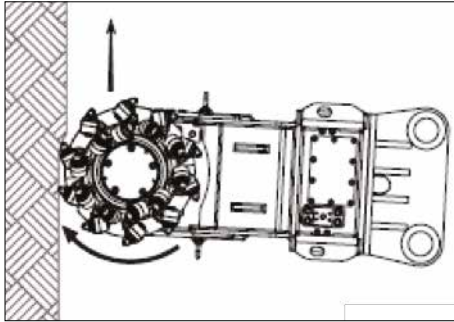
Slow rotation drums (i.e.: 75-100 rpm) which operate mainly at high torque levels.  
The grinding head can be used in various modes.

A - Top to bottom use



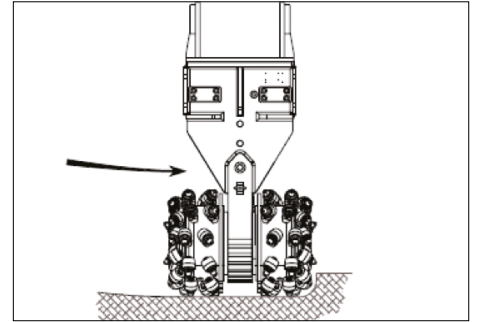
- Mainly for fractured and/or brittle material.
- The drum rotation follows the movement of the arm.

B - Bottom up use



- When the vibrations of the excavator arm need to be reduced.
- The drum rotation follows the movement of the arm.

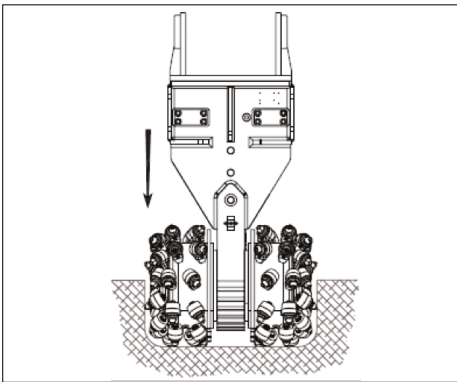
c - Alternate lateral movement



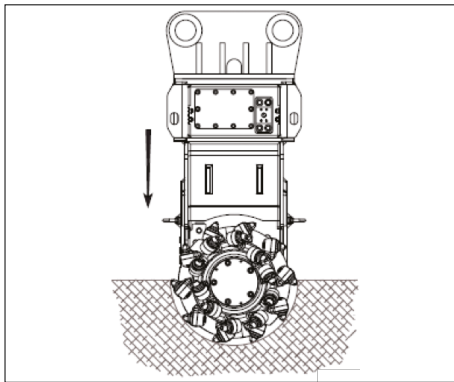
- The cutter attacks the material by using the excavator's slew function.
- One drum attacks the material first and with the opposite slew movement the second drum removes another row.
- Advisable on large rocky walls of brittle material.

## USING RC FOR SECTIONAL EXCAVATIONS

According to the excavation to be carried out, the cutters can be used as follows:



- From top to bottom using both drums.

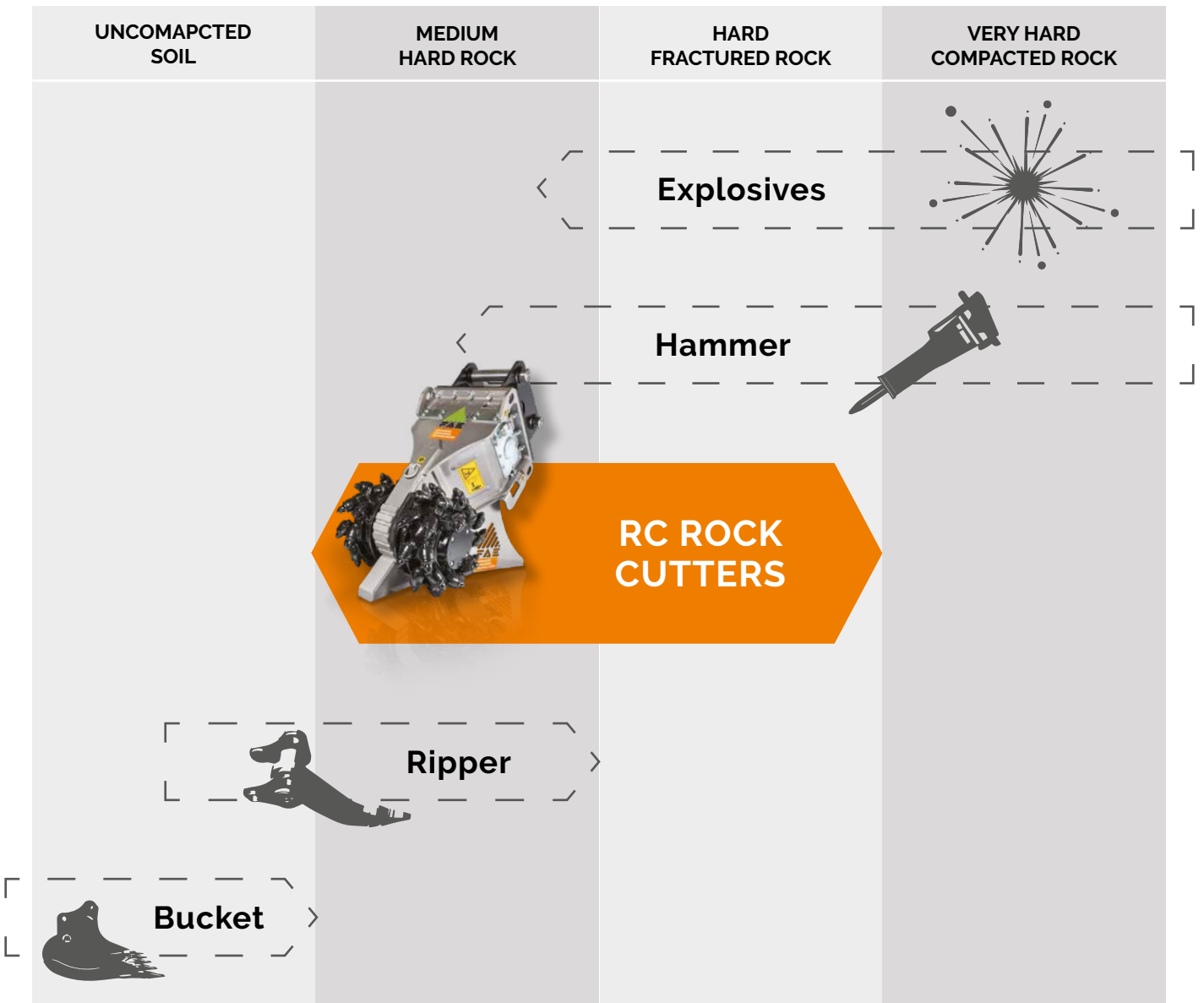


- Front face as only one drum cuts the material hence reducing the digging width.



# RC TYPICAL APPLICATIONS

The RC rock cutters have some specific application limits mainly connected to the hardness and compressive strength of the materials. As a guiding tool, please see the graph below:



- TRENCHING IN HARD AND COMPACTED MATERIAL
- PROFILING OF ROCKY OR CONCRETE WALLS (FOUNDATIONS, TUNNELS, ETC.).
- QUARRYING
- GENERAL DEMOLITIONS
- UNDERWATER DREDGING
- EXCAVATION OF THE MOUNTAINSIDE FOR HILLY ROAD CONSTRUCTION (CIVIL AND MILITARY APPLICATIONS)
- SPECIAL APPLICATIONS ON DEMAND.





# IMPOSSIBLE TO QUANTIFY, **OUR KNOW-HOW CONTINUES TO EVOLVE**

The technical data in this catalogue may be altered without prior notice.  
The information and images in this document are not binding.  
The weight is approximate and refers to machine without options.  
The data in this catalog must be confirmed by the sales department.  
Photographs may include accessories and equipment not supplied as standard.  
FAE Group S.p.A. reserves the right to make changes any time, without prior warning.

# FAE GROUP WORLDWIDE

## FAE GROUP SPA

Zona Produttiva, 18 | 38013 Fondo (TN) - Italy  
Ph. +39 0463 840000 | Fax +39 0463 840099  
info@fae-group.com | www.fae-group.com

## FAE USA INC.

Oakwood Industrial Park | 5321 Rafe Banks Dr. | Flowery Branch, GA 30542 - United States  
Ph. +1 770 407 2014 | +1 877-FAEUSA-1 | Fax. +1 770 338 4508  
info@faeusa.com | www.faeusa.com

## FAE AUSTRALIA PACIFIC PTY LTD

485 Hammond Rd | Dandenong South | 3175 VIC - Australia  
Ph. +61 3 9706 4088  
info@fae-ap.com.au | www.fae-ap.com.au

## FAE CENTRAL EAST EUROPE GmbH

Poststraße 2 | 14542 Werder/OT Glindow - Germany  
Ph. +49 (0) 3327 565700 | Fax +49 (0) 33 27 56 57029  
info@faecee.com | www.faecee.com

## FAE FRANCE SAS

84, rue du Montmurier | 38540 Grenay - France  
Ph. +33 04 74 95 9000 | Fax +33 04 74 95 9005  
info@fae-france.com | www.fae-france.com

## FAE RUSSIA | ООО ФАЕ РУССИА

101 Pogodina Str. | 143302 Naro-Fominsk, Moscow region - Russian Federation  
Российская Федерация | 143302, Московская область | г. Наро-Фоминск | ул. Погодина, 101  
Ph. +7 495 763 9331 | info@fae-russia.com | www.fae-russia.com

## PRIMETECH SHREDDING EQUIPMENT LTD.

110 Saskatchewan Ave | Spruce Grove, AB, T7X 0V5 - Canada  
Ph. +1 780-948-8882 | Fax +1 780-948-8886  
info@prime-tech.com | www.prime-tech.com

Distributed by



ADVANCED  
SHREDDING  
TECHNOLOGIES

fae-group.com